

# THREE-YEAR- OLD WORK



## Hey Parents!!

We have included some activities for you to use with your child to practice speaking and listening, and to review letters, sounds and numbers. Please use these activities as a fun learning review. These activities are meant to be fun and enjoyable, we do NOT want anyone to stress out about these activities. 😊😊😊

We realize that your time is valuable and that you have many things on your mind at this time. We have chosen activities that can be used multiple times so that you can continue to use them and allow your child to practice as much or as little as you see fit. We suggest setting a timer and working for 5-10 minutes at a time. We do not want them to become discouraged or overwhelmed. If your child is able to work for longer periods then that is fine, but if you notice them becoming frustrated then please allow them to stop and do something fun before continuing.

### LETTERS:

The first pages include letter boards and picture cards. You can use this activity in many different ways. (There are four sets of letter boards and pictures – we suggest using 1 a week). Cut out the pictures but leave the letters all together so that there are not too many pieces.

**\*\***One suggestion is to have them name the pictures, and tell you what to do with the pictures. For example – sock – they can name the sock and then tell you what to do using a complete sentence. “I put the sock on my foot,” or flower – “The flowers grow outside.” The goal is for you to interact with your child, and allow them to practice speaking in complete sentences.

**\*\***Another game you could play is to give them a clue and see if they can figure out the item you are thinking of. For example – you say “I am thinking of something we can see in the sky at night.” You may start out giving them the clue twice, once they get the hang of it then you can start giving them the clue only once. Allow them to look at the pictures and see if they can guess which item you are thinking of. We suggest cutting out the picture cards and using only 2 or 3 at a time. You can begin to add more pictures as they get better at guessing. The goal is for them to practice listening for important clues. (Once they are able to listen and guess successfully then you can allow them to give you clues and see if you can guess which picture they are thinking of.).

**\*\***You can also use the picture cards and have them tell you something that rhymes with the picture. For example, you show them the picture of the dog and see if they can tell you something that rhymes. If they cannot tell you a word then you tell them two words and let them decide if they rhyme or not. They can do thumbs up or thumbs down.

**\*\*If your child is able to identify letters and letter sounds then you can have them try to listen for the beginning sound of each picture. Students can match the picture with the correct letter. For example – the apple would go with the letter a. (We have included a list of all the pictures). Students can put the picture on the correct letter. (There are 4 sets of letters and pictures. We suggest using 1 set a week. If you put all of the pictures together then there will be too many and they may become overwhelmed.)**

**\*\*You can cut apart one set of the letters and have them put the letters in the correct order.**

**\*\*We are including a set of capital letters as well. You can have them match the capital letter and the lower-case letter.**

**\*\*A good activity for name practice is to write their name using a yellow crayon, yellow marker, or yellow highlighter (or any light color) and allow them to trace it. You can also write their name, cut the letters apart and let them practice putting the letters in order.**

### **NUMBERS:**

**\*\*Cut the number cards apart and use them to play games. Use fruit loops, cheerios, m&m's, skittles, pennies, or any small items to play. Put down a number card and have your child count out that many items.**

**\*\*You can also put out the items and have your child count them and match them to a number card.**

**\*\*You can hold up a number and have them jump that many times, or bounce, turn, etc.**

**\*\*You can have them put the numbers in order, you can also set out the cards, let them look at them, have them close their eyes and you take one away and see if they can tell you the number that is missing.**

**\*\*There are TONS of letter and number songs on YouTube. Look for Jack Hartman, Dr. Jean, or just look up PK number songs, and PK alphabet songs.**

We are always available if you would like to talk or text. We miss our kids so much!!! This is a new and difficult situation for us all.

We hope that you will use these activities to review some things we have already worked on but please do not stress and do not stress your kiddos!!! We are all in this together and we will all be okay!

We love you all and hope that you all stay well.

Love,

PK3 Teachers

**Set 1 - Pictures:**

apple, bird, cat, donut, elephant, frog, grapes, hive, igloo, jam, kite, leaf, mop, nose, orange, pencil, queen, rose, sun, tree, umbrella, volcano, wave, x-ray, yogurt, zipper

**Set 2 - Pictures:**

Axe, bat, camel, dice, egg, flower, glue, hat, iguana, jellybean, koala, lion, mushroom, net, ostrich, pumpkin, quill, rabbit, star, turtle, underwear, van, wand, x-ray, yo-yo, zebra


**Set 3 - Pictures:**

Anchor, boat, cake, duck, elbow, flag, grass, hen, ink, jar, king, ladybug, monkey, nest, octopus, question, robot, soap tomato, umpire, vase, whale, x-ray, yarn, zero

**Set 4 - Pictures:**

Arrow, bell, car, dog, eraser, fish, glasses, ham, instruments, jet, key, log, moon, necklace, olive, pizza, quarter, ring, sock, tooth, up, vacuum, worm, x-ray, yo-yo, zoo


# SET 1



# BEGINNING SOUNDS

s	f	e	a	l	m	r
y	d	g	w	p	c	u
i	o	b	z	h	q	k
	x	n	t	j	v	

# SET 2




# BEGINNING SOUNDS

a	r	v	c	o	f	l
s	w	b	i	e	t	j
h	m	x	n	p	k	u
	z	q	g	y	d	




# SET 3



# BEGINNING SOUNDS

a	r	v	c	o	f	l
s	w	b	i	e	t	j
h	m	x	n	p	k	u
	z	q	g	y	d	

# SET 4



# BEGINNING SOUNDS

f	l	b	x	j	a	e
w	s	g	o	u	d	m
r	z	k	p	n	h	y
	q	t	c	v	i	

G	N	U	
F	M	T	
E	L	S	Z
D	K	R	Y
C	J	Q	X
B	I	P	W
A	H	O	V

1	2	3
4	5	6
7	8	9
10	11	12