



INSTRUCTIONAL SUPPORT PACKET

Dear Families,

We are heartbroken that we will not be returning to the classroom with our sweet kindergarteners. We hope you know we are still available and want to do all we can to support you during this time. In this packet, you will find helpful resources to continue instruction throughout the remainder of the school year. Please let our students know that we love them, we miss them, and we believe in them.

With Love,
Kindergarten Teachers

Math

*Bridges Math at Home: These activities are very similar to what we have been doing at school. Bridges is the curriculum we use to teach our math lessons and practice math skills in the classroom. This material will look very familiar to your student.

*Math Scavenger Hunt: This is a fun activity for you to do with your child to practice Math skills.

Reading

*i-Ready Reading Packet: This at-home activity packet includes 3 stories and activities. We recommend that your student completes one story per week. Children will most likely need the support of an adult or older student to complete these lessons. Encourage your student to do the best they can with this content. The most important thing is that they continue to work on their reading!

*EL Skills at Home: These activities are very similar to what we have been doing at school. Please use this to practice the alphabet, sight words, and decodable readers.

Ready Rosie:

Ready Rosie is an amazing resource we want to share with you! Please follow the steps to sign up so that you can complete these activities with our students.

1. Visit <https://readyrosie.com/tn> on your computer, phone or tablet.

2. Choose your preferred language- English or Spanish.

3. Click "Register Now!"

4. Select your child's age or school district from the dropdown menu.

5. Fill in your child's name, your name, and how you would like to receive notifications and resources- text or email.

**What's Next? Watch the daily video and repeat the activity with your children.

Have conversations that extend the activity to ensure your child remembers what they learned.

Kindergarten At-Home Learning Pack Week 2

EL Foundational Skills

Module 4, Cycle 20, Lessons 101-105

Sight Word Flash Cards

Module 4: Cycle 20

-an, -am

where, they, there

Directions: Cut apart the flash cards and practice spelling and reading them.

where

they

there

Sound Flash Cards

Directions: Cut apart the sound cards and practice saying the correct sound for the glued sounds, digraphs and short vowels.

-an, -am
where, they, there

an

am

ch

th

sh

a

e

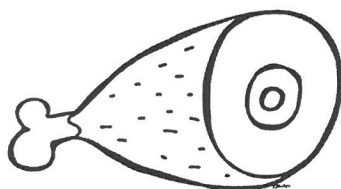

i

o

u

CVC Cut and Paste

Directions: Look at the picture and say the word. Cut out the letters to build the word.



a

m

a

a

n

h

m

n


p

Decodable Reader

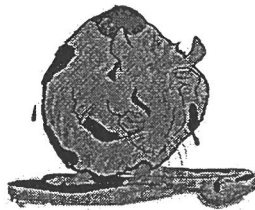
Directions: Practice reading the decodable reader.

Josh Takes a Bath

Cycle 20 Decodable
Student Reader




1



Josh is in the mud.

2




The tub is big. He can
not get in.

3




The cup is not a bath
tub. He can not fit.

4




Josh will get in the lid.

5



He will have to sit in
the sun.

6



Josh is not wet. He can
nap in the sun.

7

Word Writing

Directions: Write the missing word from the word bank at the top.

ham jam Sam ram am

1. _____ can go.

2. I _____ a kid.

3. We like the _____.

4. I sat on the _____.

5. I like to eat _____.

Word Writing

Directions: Write the missing word from the word bank at the top.

ran fan man can pan

1. That is a tall. _____ .

2. I _____ so fast.

3. I _____ see him.

4. She has a _____ .

5. I cook in the. _____ .

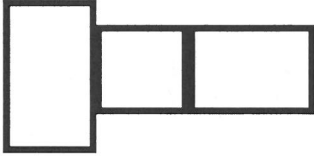




Read, Write and Draw

Module 4: Cycle 20

-an, -am

where, they, there

Directions: Read the word, write the word, then draw a matching picture.

Read	Write	Draw
jam		
Sam		
ham		
ram		
yam		

Name: _____

Module 4: Cycle 20

-an, -am

where, they, there

EL Foundational Skills Homework

Poem Letter Search

Directions: Search in the poems below for words that have the endings -an and -am in them.

"Looking for Cam"

Where is my best friend, Cam?

Does he know where I am?

He was playing with our friend Dan.

They went to the park, they ran and ran.

But now they are not at the park.

There is a storm coming, and it's getting dark.

Where did they go? Where could they be?

I hope they are also looking for me.

Sight Word Read and Write

Directions: Read the word and then write it three times in your neatest handwriting.

1. _____

2. _____

3. _____

there

Kindergarten At-Home Learning Pack Week 3

EL Foundational Skills

Module 4, Cycle 2l, Lessons 106-110

Sight Word Flash Cards

Directions: Cut apart the flash cards and practice spelling and reading them.

one

we

all

Sound Flash Cards

Directions: Cut apart the sound cards and practice saying the correct sound for the glued sounds, digraphs and short vowels.

Module 4: Cycle 21

-ink, -ank

one, we, all

ink

ank

am

an

sh

ch

th

a

e

i

o


u

CVC Cut and Paste

Module 4: Cycle 21

-ink, -ank
one, we, all

Directions: Look at the picture and say the word. Cut out the letters to build the word.



n

k

s

n

i

b

i

w

k

k

a


n

Decodable Reader


Directions: Practice reading the decodable reader.

Josh and Chip at the Farm

Cycle 21 Decodable
Student Reader




1




Josh and Chip get
in a bus.

2




Where are they?

3




A cat is there. They
chat with the cat.

4



They see a pig in a pen.
There is a lot of mud!

5



They see a hen.
And a rat!

6



They get on the bus.

7

Word Writing

Directions: Write the missing word from the word bank at the top.

sink think wink link blink

1. I _____ to myself.

2. Can you _____ your eyes?

3. Wash up in the _____.

4. The chain has a _____.

5. Close one eye and _____.

Word Writing

Directions: Write the missing word from the word bank at the top.

bank tank sank Hank

1. The boat _____ .





2. His name is _____ .

3. I put money in the _____ .

4. The _____ holds water.

Read, Write and Draw

Directions: Read the word, write the word, then draw a matching picture.

Read	Write	Draw
sink		
think		
wink		
link		

Name: _____

Module 4: Cycle 21

-ink, -ank

one, we, all

EL Foundational Skills Homework

Poem Letter Search

Directions: Search in the poems below for words that have the endings -ank and -ink in them.

"One Thing We All Like to Do"

One day, my class had to say
One game that we all could play.
One kid named Hank said to the crew,
"How about One Thing We All Like to Do?"
I swam to the middle and tried not to sink
I said, "One thing we all like to do is blink!"
Not all of my friends swam out to me
Some of them stayed on the bank
But we all had such fun that when we were done
We said, "Thank you, friend Hank,
that was a really good one!"

Sight Word Read and Write

Directions: Read the word and then write it three times in your neatest handwriting.

1. _____

2. _____

3. _____

all

Kindergarten At-Home Learning Pack Week 4

EL Foundational Skills

Module 4, Cycle 22, Lessons 111-115

Sight Word Flash Cards

Directions: Cut apart the flash cards and practice spelling and reading them.

not

but

no

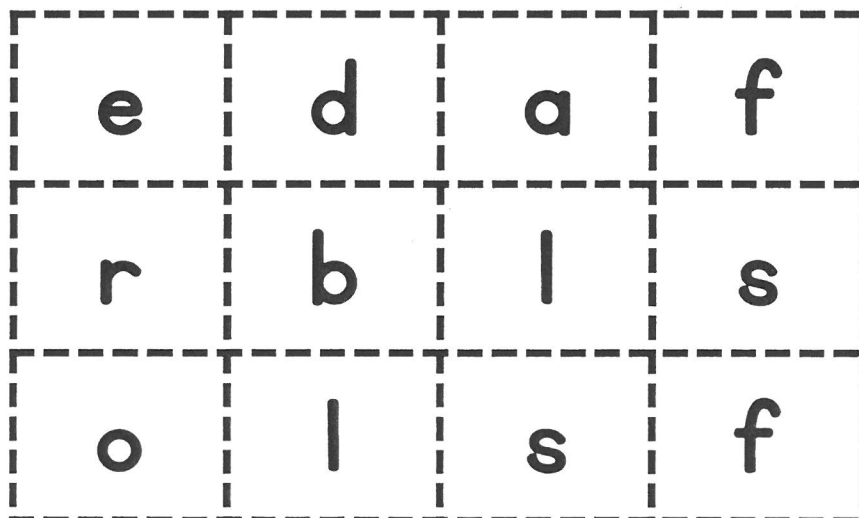
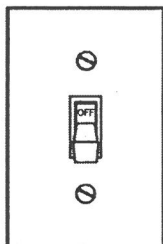
Sound Flash Cards

Directions: Cut apart the sound cards and practice saying the correct sound for the double consonant endings, glued sounds, digraphs and short vowels.

ff**ll****ss****ank****ink****am****an****sh****th****ch****a****e****i****o****u**

Word Building Cut and Paste

Directions: Look at the picture and say the word. Cut out the letters to build the word.




Decodable Reader

Directions: Practice reading the decodable reader.


The Bowling "Alley"

Cycle 22 Decodable
Student Reader



Josh can see a pin by
the can.

1




What is it for? Is it a jug?

3




Chip can hit one pin.

4




Josh can hit two.
Will Josh win?

5



Chip can hit four. Will
he hit them all?

6



The pin will tip. Will
Chip win?

7

Word Writing

Directions: Write the missing word from the word bank at the top.

sniff cliff fluff stuff

1. The _____ is tall.

2. I have a lot of _____.

3. I use my nose to _____.

4. Will you _____ the pillow?

Word Writing

Directions: Write the missing word from the word bank at the top.

fuss mess grass hiss

1. He will mow the _____.

2. She makes a big _____.

3. The snake can _____.

4. The baby will _____.

Word Writing

Directions: Write the missing word from the word bank at the top.

shell bell fell well tell

1. I will ring the _____.

2. Water is in the _____.

3. I can _____ a secret.

4. She _____ and hit her leg.

5. I see a _____ in the sand.

Name: _____

Module 4: Cycle 22


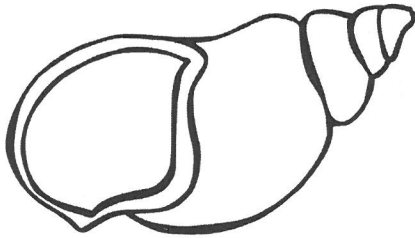
-ff, -ll, -ss

not, but, no

EL Foundational Skills Homework

Write the Word

Directions: Look at the picture and write the missing letters.



Rhyming Match

Directions: Draw a line to each word that rhymes.

sip

rig

cat

dip

big

hat

Sight Word Read and Write

Directions: Read the word and then write it three times in your neatest handwriting.

1. _____

2. _____

3. _____

not

Name: _____

Module 4: Cycle 22





-ff, -ll, -ss

not, but, no

EL Foundational Skills Homework

Write the Word

Directions: Look at the picture and write the missing letters.



Sight Word Read and Write

Directions: Read the word and then write it three times in your neatest handwriting.

1. _____

2. _____

3. _____

but

Name: _____

Module 4: Cycle 22

-ff, -ll, -ss

not, but, no

EL Foundational Skills Homework

Poem Letter Search

Directions: Search in the poems below for words that have the endings -ll, -ss, and -ff in them.

"Do You Ever?"

Do you ever eat green peas?

No, not me, but I do climb trees.

Do you ever make a mess?

No, not me, but I do play chess.

Do you ever drink water from a well?

No, not me, but I do have a shell.

I do so many things, you see.

So, please, please stop questioning me!

Sight Word Read and Write

Directions: Read the word and then write it three times in your neatest handwriting.

1. _____

2. _____

3. _____

no

