

INSTRUCTIONAL SUPPORT PACKET

Dear Families,

We are heartbroken that we will not be returning to the classroom with our sweet kindergarteners. We hope you know we are still available and want to do all we can to support you during this time. In this packet, you will find helpful resources to continue instruction throughout the remainder of the school year. Please let our students know that we love them, we miss them, and we believe in them.

With Love,
Kindergarten Teachers

Math

*Bridges Math at Home: These activities are very similar to what we have been doing at school. Bridges is the curriculum we use to teach our math lessons and practice math skills in the classroom. This material will look very familiar to your student.

*Math Scavenger Hunt: This is a fun activity for you to do with your child to practice Math skills.

Reading

*i-Ready Reading Packet: This at-home activity packet includes 3 stories and activities. We recommend that your student completes one story per week. Children will most likely need the support of an adult or older student to complete these lessons. Encourage your student to do the best they can with this content. The most important thing is that they continue to work on their reading!

*EL Skills at Home: These activities are very similar to what we have been doing at school. Please use this to practice the alphabet, sight words, and decodable readers.

Ready Rosie:

Ready Rosie is an amazing resource we want to share with you! Please follow the steps to sign up so that you can complete these activities with our students.

1. Visit <https://readyrosie.com/tn> on your computer, phone or tablet.

2. Choose your preferred language- English or Spanish.

3. Click "Register Now!"

4. Select your child's age or school district from the dropdown menu.


5. Fill in your child's name, your name, and how you would like to receive notifications and resources- text or email.

**What's Next? Watch the daily video and repeat the activity with your children.

Have conversations that extend the activity to ensure your child remembers what they learned.

Listen and Learn

Identifying Setting



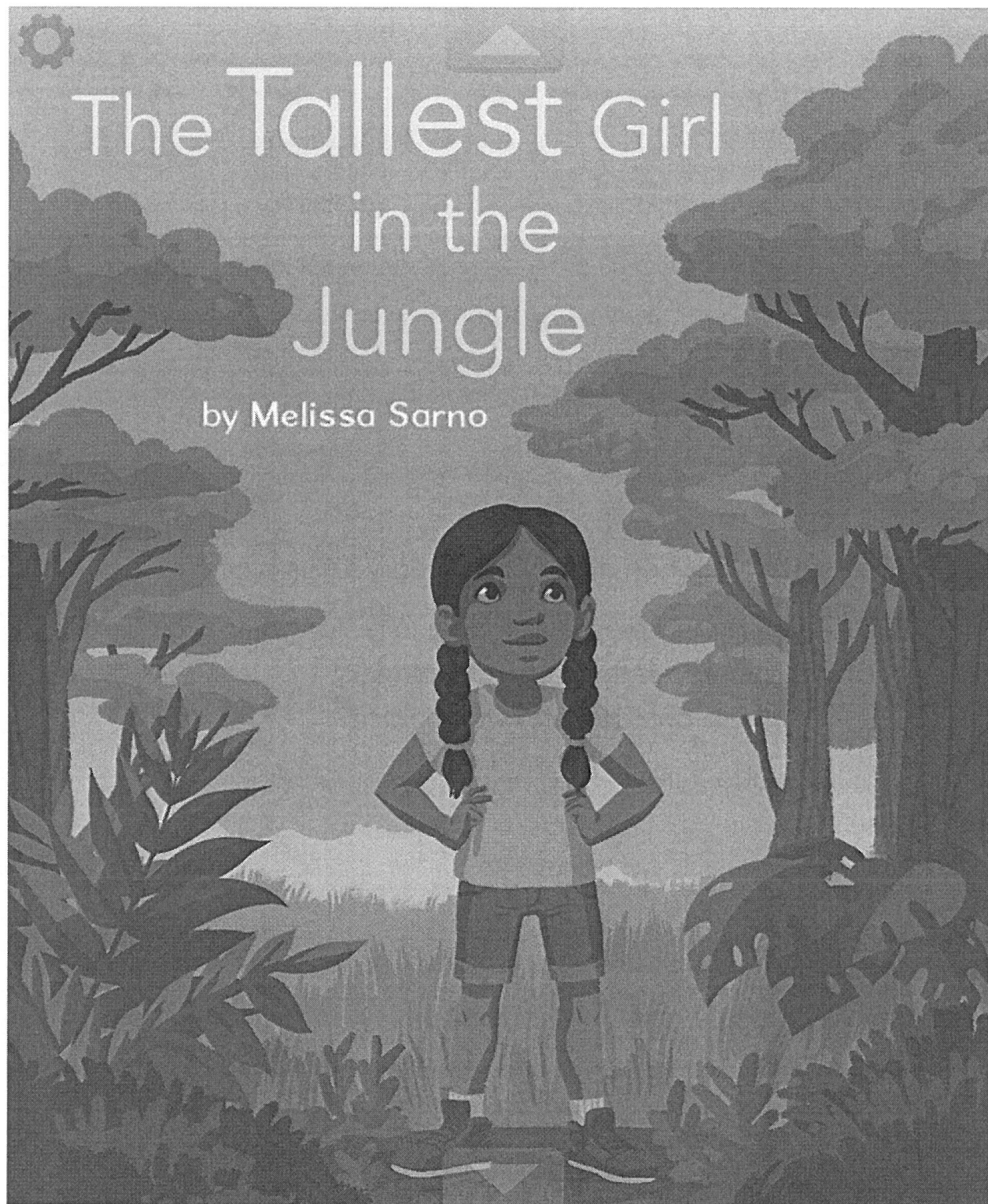
The **setting** is when and where a story takes place.

When you are reading or listening to a story, ask:

- When does the story take place?
- Where does the story take place?

Thinking about the setting helps you understand the story.


©Curriculum Associates, LLC. Copying is not permitted.





Ana was the smallest girl in her class. Her friends teased her all the time. “Ana, you are so short! We can not see you over the grass,” they laughed.

The tall grass tickled the top of Ana’s head.





Ana frowned. She hated being teased for being small. She looked up at the sky and listened. Monkeys chattered. Birds tweeted. She wanted to join them. She wanted to be as tall as the towering trees.

Ana had an idea. “Wait until you see how tall I can be,” she called to her friends.





Ana stepped into the trees. She saw a long, thick hanging vine. She reached for it.

“What are you doing?” her friends asked.

“I am going to climb,” she said.

Ana grabbed the vine with her hands. She pulled herself up. She used her feet, too.






“Wow! Look at her go!” the kids shouted.
Ana was fast. Soon she was in the green
leaves of the trees. Monkeys munched on
coconuts as she went by. She saw giant
fruits, large nuts, and colorful tree frogs.

“Look how high she is!” cried the kids.

“I will climb even higher!” called Ana.





Ana looked up to the tree tops. “Can I make it to the canopy?” she wondered. She took a deep breath. “Of course I can,” she whispered.

Ana climbed higher. She moved from branch to branch. Up and up she climbed.





Soon Ana saw a bird with so many colors that it looked like a rainbow! She was in the canopy.

Ana waved and smiled. Her friends cheered. They could not tease her for being small now. She had done it. Ana was the tallest girl in the jungle!



Question 1 (for p. 1 of passage)

Why are Ana's friends teasing her?

- a. She is the most ticklish.
- b. She is lost in the grass.
- c. She is the shortest one

Question 2 (for p. 2 of passage)

Where does this part of the story happen?

- a. Up in the sky with the birds.
- b. In the trees by the monkeys.
- c. On the ground near the jungle.

Question 3 (for p. 3 of passage)

How does Ana use the vine?

- a. She uses it to catch a monkey.
- b. She uses it to help her friends.
- c. She uses it to climb the tree.

Question 4 (for p. 4 of passage)

Why are Ana's friends excited?

- a. Ana has hit a coconut.
- b. Ana has climbed high.
- c. Ana has saved a frog.

Question 5 (for p. 5 of passage)

Where will Ana go next?

- a. She will go up to the top.
- b. She will go find a fruit.
- c. She will go back down.

Question 6 (for pp. 1-6 of passage)

What happens at the beginning of the story?

a.



b.




c.



Listen and Learn

Asking Questions



A **key detail** is an important piece of information.
Asking questions helps you understand key details.

When you are reading or listening to an information book, you should ask questions. Begin each question with one of these words:

Who

Where

What

When


Why

How

Finding answers to your questions helps you understand an information book.

©Curriculum Associates, LLC. Copying is not permitted.

Giant Pandas



by Lynda Jones



Bamboo at Every Meal

What if you ate the same food at every meal? That is what giant pandas do. They eat bamboo. It is their favorite.

Bamboo is a tough, tall grass. It grows as high as a tree.



This bamboo is tall like a tree.





Big, Hungry Bears

Giant pandas live in forests in China. Bamboo grows there. Pandas spend many hours eating bamboo. Pandas are big bears, so they need to eat a lot.



This panda is eating bamboo.





Bamboo Feast

Pandas have a bamboo feast. They grab a stalk. They nibble on the leaves. Then they bite the stem with their sharp teeth.

Snap!

Bamboo is soft inside. Pandas eat it up.



This panda has a stalk of bamboo.





Taking It Easy

Pandas rest after meals. They nap every day. They may poop 40 times as they sleep!

Pandas are often quiet and shy. But they can sound like sheep. They call other pandas. Their sounds mean, “Hi!”



Pandas rest after they eat.






Staying Safe

Pandas must watch out. Leopards or jackals can sneak up. But pandas can bark like a dog! They scare other animals away.

Pandas may also climb or swim away. Pandas stay safe. Then they eat some more.





Pandas climb trees.



After-Reading Questions

Question 1 (from p. 1 of passage)

Which picture shows a panda's favorite meal? Circle the picture.



Question 2 (from p. 2 of passage)

Why do pandas eat so much bamboo?

- a. because pandas live in forests
- b. because pandas are from China
- c. because pandas are huge bears

Question 3 (from p. 3 of passage)

What helps pandas eat bamboo?

- a. Pandas enjoy big feasts.
- b. Pandas have sharp teeth.
- c. Pandas can nibble stems.

Question 4 (from p. 4 of passage)

What do pandas do after they eat bamboo?

- a. Pandas chew.
- b. Pandas play.

- c. Pandas rest.

Question 5 (from p. 4 of passage)

Why do pandas make sounds?

- a. They want to scare away the sheep.
- b. They want to be friendly to each other.
- c. They want other pandas to stay away.


Question 6 (from p. 5 of passage)

What do pandas do to stay safe? Circle the picture that shows how they stay safe.



Listen and Learn

Words and Pictures



Words and pictures give information about the following:

people

places

things

events

ideas

When you are reading or listening to an information book, ask:

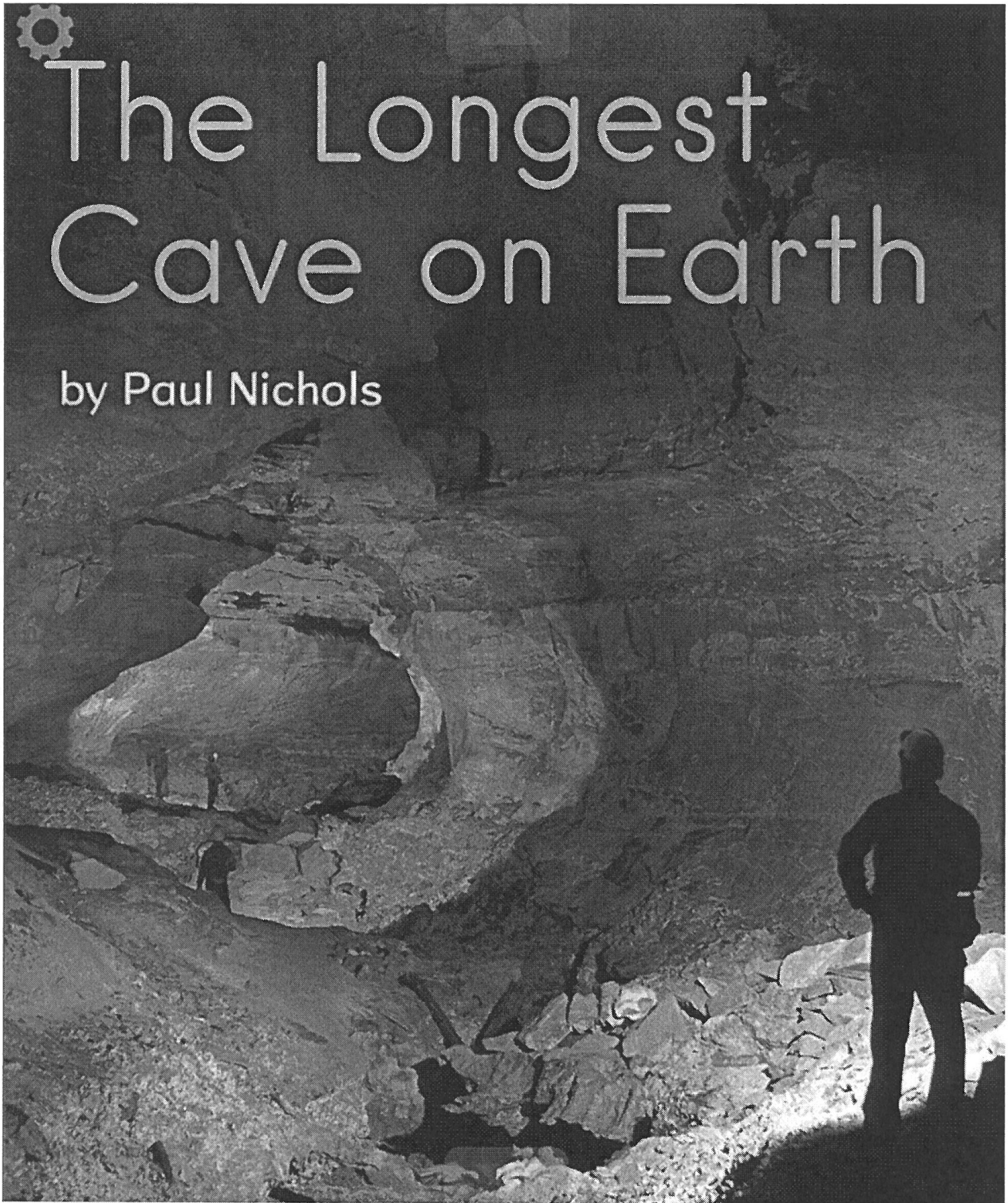
- What information do I get from the words?
- What information do I get from the pictures?
- How are the words and pictures connected?

Words and pictures work together to give information about a topic.



The Longest Cave on Earth


by Paul Nichols





Kentucky is home to something special.
It is Mammoth Cave.

A cave is an open space in the earth.
And the word mammoth means “really big.”
Mammoth Cave has huge underground
rooms and passages. It is the longest cave
in the world.




Mammoth Cave is in Kentucky.



Carving Out a Cave

Mammoth Cave formed long ago. Small cracks formed in underground rocks. Then water got in. The cracks became holes.

Underground streams made the spaces bigger and longer. The spaces turned into a giant cave. It took many years.




Water got into small cracks in the rocks.



Rocky Rooms

Mammoth Cave has large open spaces, or caverns. They look like huge rooms.

Strange rocks formed in these rooms. One room looks like a frozen waterfall. And one room has rocks that hang like curtains.



This is a cavern in Mammoth Cave.



Cave Life

People used Mammoth Cave thousands of years ago. How do we know? Skeletons have been found there. So have tools. There are ancient drawings on the cave walls.




People drew these pictures long ago.



Wild animals like Mammoth Cave, too.
Foxes and bats go in and out.

A special kind of shrimp stays in the
cave. These shrimp have no eyes! They do
not need eyes. They live in streams in the
dark cave. They feel where they want to go.
They wiggle along the stones.




A shrimp wiggles along.



Cave Trip

Mammoth Cave is a national park. Millions of people visit every year. The cold, dark caverns and passages are part of a strange and interesting underground world.


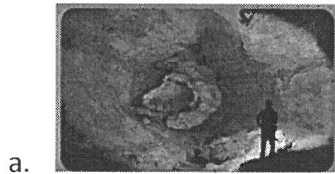


People visit Mammoth Cave.

After-Reading Questions

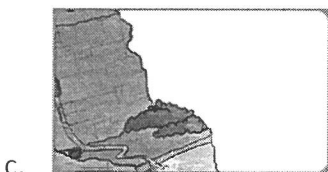
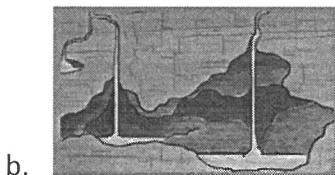
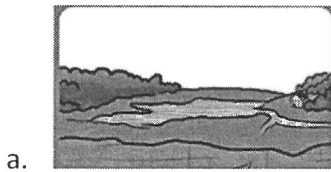
Question 1 (from p. 1 of passage)

Mammoth Cave has huge rooms and passages. Which picture shows this? Circle the correct picture.



Question 2 (from p. 2 of passage)

Underground streams made the spaces bigger. Which part of the picture shows this detail, or piece of information? Circle the correct part.



Question 3 (from p. 3 of passage)

What are caverns?

- a. Caverns are strange rocks.
- b. Caverns are open spaces.
- c. Caverns are big waterfalls.

Question 4 (from p. 4 of passage)

Look at the picture. What detail, or piece of information, from the text does the picture show?

- a. The picture shows tools for drawing.
- b. The picture shows skeletons with tools.
- c. The picture shows drawings in a cave.

Question 5 (from p. 5 of passage)

Look at the picture. What detail, or piece of information, from the text does the picture show?

- a. It shows an animal that wiggles on stones.
- b. It shows an animal that has huge eyes.
- c. It shows an animal that looks for foxes.

Question 6 (from p. 6 of passage)

Think about this whole text. What is the text mostly about?

- a. Mammoth Cave is a national park.
- b. Mammoth Cave is under the ground.
- c. Mammoth Cave is an interesting place.